



How to book a Stopover Itinerary

STEP 1

- Visit Cathay website.
- Click Multi-city / stopover, in the flight booking panel.

→ Book a trip —		📄 Manage booking	📄 Check in	📄 Check flight status
Book flights Redeem flights		Multi-city / stopover →		
Leaving from Phnom Penh, (PNH)	Going to Select a destination			
Trip type Return	Cabin class and passengers Economy, 1 Adult			
Departing on Select a departure date	Returning on Select a returning date			
Add a discount code →		Search flights		

STEP 2

For example, you are leaving from Phnom Penh to Tokyo and stopover in Hong Kong for 3 days.

- In the “LEAVING FROM” panel select Phnom Penh.
- In the “GOING TO” panel select Tokyo.
- Click “Select dates”.

Create your ultimate travel adventure

Make the most of your trip by adding **up to four airports** to your journey.

[Learn more about things to do in Hong Kong](#) >

Transiting in Hong Kong within 24 hours

If you're transiting in Hong Kong within 24 hours, you don't need to include "Hong Kong" in your search. Your check-in baggage will also be checked through to your final destination.

Staying in Hong Kong for more than 24 hours

If you'd like to stay in Hong Kong for more than 24 hours, include "Hong Kong" in your search. You'll have to pick up your check-in baggage when arriving in Hong Kong.

The screenshot shows a flight search interface. On the left, a circular callout labeled 'Flight 1' points to the search area. The search area is titled 'Flight 1' and contains the question 'Where would you like to go?'. Below this question are two input fields: 'LEAVING FROM' with the value 'Phnom Penh, (PNH)' and 'GOING TO' with the value 'Tokyo, (HND)'. Both input fields are highlighted with a red border. At the bottom right of the search area is a blue button labeled 'Select dates' with a right-pointing arrow, also highlighted with a red border.

STEP 3

- Choose your desired flight date.
- Click “Save trip”.
- Click “Add a flight”.

Flight 1

Flight 1 Phnom Penh, (PNH) → Tokyo, (HND)

When would you like to go?

DEPARTING ON
Fri 1 Nov 2024

< Back to destination

Save Trip >

Flight 1

Edit

PNH
Phnom Penh

✈

HND
Tokyo

DEPARTING ON
Fri 1 Nov 2024

Flight 2


Add a flight

STEP 4


- In the “LEAVING FROM” panel select Tokyo.
- In the “GOING TO” panel select Hong Kong.
- Click “Select dates”.
- Choose your desired flight date.
- Click “Save trip”.



Flight 1 Edit

PNH  HND
Phnom Penh Tokyo

DEPARTING ON
Fri 1 Nov 2024



Flight 2 ×


Where would you like to go?

LEAVING FROM Tokyo, (HND) GOING TO Hong Kong, (HKG)


Select dates ➤




Flight 1 Edit

PNH  HND
Phnom Penh Tokyo

DEPARTING ON
Fri 1 Nov 2024



Flight 2 Tokyo, (HND)  Hong Kong, (HKG) ×

When would you like to go?

DEPARTING ON Thu 7 Nov 2024

< Back to destination Save Trip ➤

STEP 5

- Click Add flight.
- In the “GOING TO” panel select Phnom Penh.
- Click “Select dates”.

*You can stay up to 168 hours in Hong Kong.



Flight 1 Edit

PNH
Phnom Penh

✈️

HND
Tokyo

DEPARTING ON
Fri 1 Nov 2024




Flight 2 Edit ✕

HND
Tokyo


✈️

HKG
Hong Kong

DEPARTING ON
Thu 7 Nov 2024



Add a flight



Flight 3 ✕

Where would you like to go?

LEAVING FROM
Hong Kong, (HKG)

GOING TO
Phnom Penh, (PNH)


Select dates >

STEP 6

- Choose your desired flight date.
- Click “Save trip”.




Flight 1 Edit

PNH  HND
Phnom Penh Tokyo


DEPARTING ON
Fri 1 Nov 2024



Flight 2 Edit ×

HND  HKG
Tokyo Hong Kong

DEPARTING ON
Thu 7 Nov 2024



Flight 3 Hong Kong, (HKG) → Phnom Penh, (PNH) ×

When would you like to go?

DEPARTING ON
Mon 11 Nov 2024

< Back to destination Save Trip >

STEP 7

- Choose cabin class.
- Set number of passengers.
- Search flight.
- Select your preferred flights.
- Fill in Passenger information.
- Proceed to payment.

The screenshot shows a flight booking interface. At the top, there is a circular button labeled "Flight 4" and a rectangular button labeled "Add a flight". Below this, a form allows selecting the cabin class and number of passengers. The "CABIN CLASS" is set to "Economy" and "PASSENGERS" is set to "1 Passengers / Economy". A "Search flights" button is visible. Below the search results, two flight options are displayed:

Flight 1
Phnom Penh to Tokyo
Friday 1 November 2024
19:05 PNH → 16h 40m → 13:45⁺¹ HND
CX600 > CX548
View details
Economy Light
Select another flight

Flight 2
Tokyo to Hong Kong
Thursday 7 November 2024
16:00 HND → 5h 15m → 20:15 HKG
CX549
View details
Economy Light
Select another flight

At the bottom, the total price is displayed as "Total USD947.10" with a "View Fare Breakdown" link. A "Continue" button is also present.